



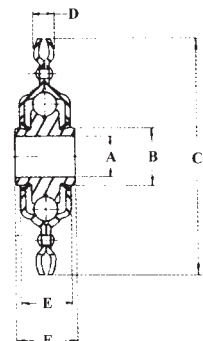
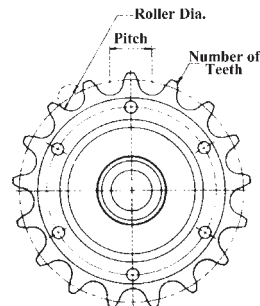
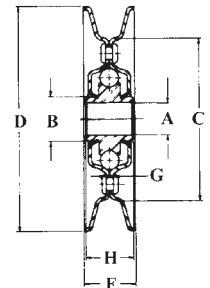
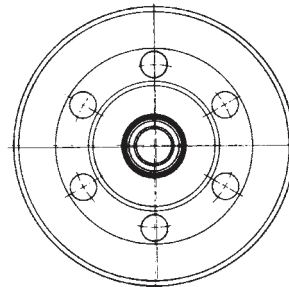
# Sprocket *Aetna Idlers*

Aetna Idler No.	Chain No.	Pitch	Roller Dia.	No. of Teeth	A	B	C	D	E	F	Wgt. In Lbs.
AG2318-S	40 or 41	1/2	.312, .306	18	.643/.649	1	3 1/16	15/64	45/64	0.750	0.42
AG2318-A					.516/.522						0.45
AG2416	50	5/8	0.400	17	.643/.649	7/8	3 5/8	11/32	51/64	0.927	0.74
AG2416-A					.516/.522						0.77
AG2417	60	3/4	0.469	15	.643/.649	7/8	3 29/32	7/16	53/64	0.927	0.80
AG2417-A					.516/.522						0.83

# V-Belt *Aetna Idlers*

Aetna Idler Pulley	A	B	C	D	E**	F	G	H	Wgt. In Lbs.
AG2321	.643/.649	1 3/16	2 1/4	3 1/4	A	7/8	1.44	0.750	0.75
AG2321-A	.516/.522				Section				0.78
AG2421	.643/.649	7/8	3 7/32	4 13/32	B	31/32	1.44	0.927	0.98
AG2421-A	.516/.522				Section				1.01
AG2621	.643/.649	7/8	3 13/16	5 3/4	A,B,C	1 5/32	1.90	0.927	1.52
AG2621-A	.516/.522				Section				1.55
AG2721	.643/.649	7/8	5 7/32	7	B,C	1 5/32	1.90	0.927	2.00
AG2721-A	.516/.522				Section				2.03

\*\*Belt section



ACCESSORIES